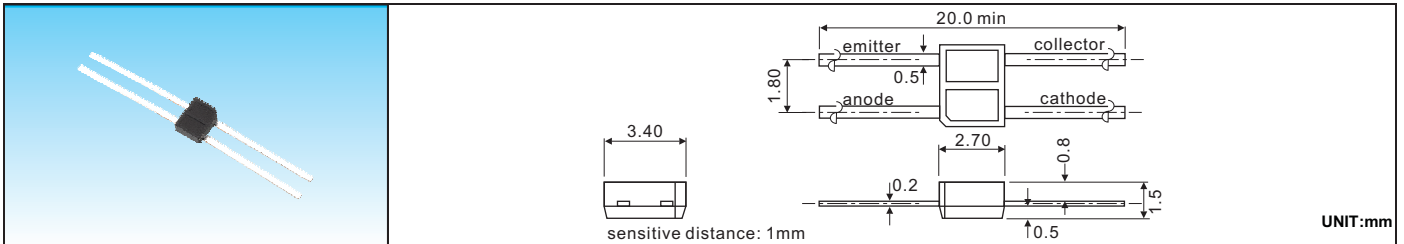




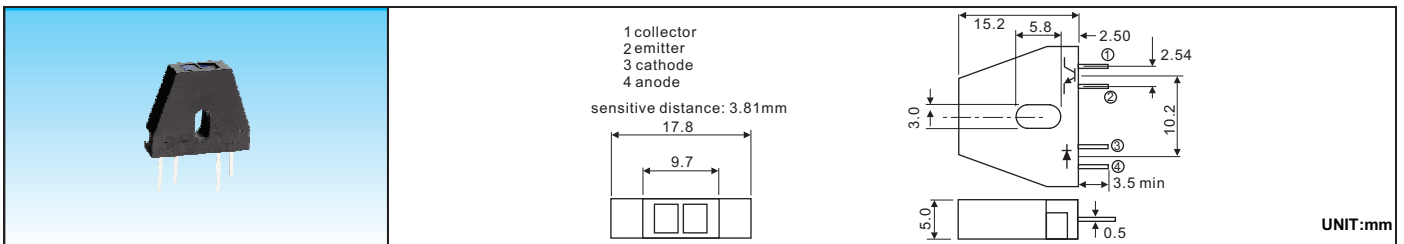
Reflector

Ta=25°C

Device No	Feature	Electro-optical Characteristics						
		Ic Min	IF	VCE	ICEOMax	Tr Typ	Tf Typ	VCE(sat)Max
		mA	mA	V	uA	us	us	V



HRS-CD	reflector distance 1mm	0.23	20	5	1.0	40	60	0.4
--------	------------------------	------	----	---	-----	----	----	-----



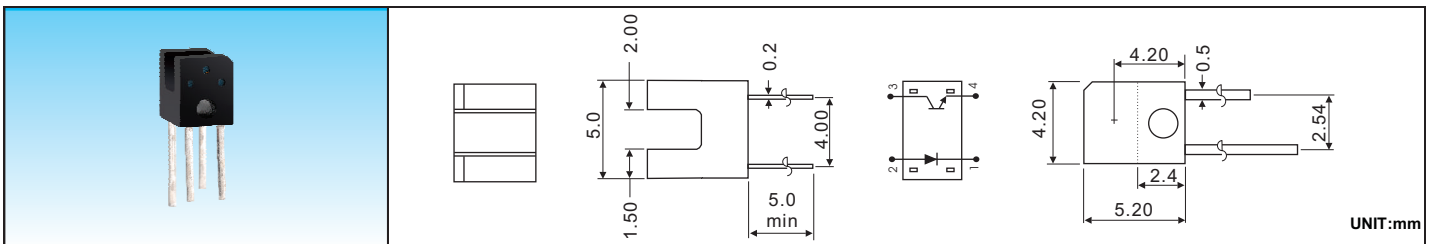
HRS-4C2D	reflector distance 3.81mm	0.16	20	5	0.2	20	20	0.4
----------	---------------------------	------	----	---	-----	----	----	-----



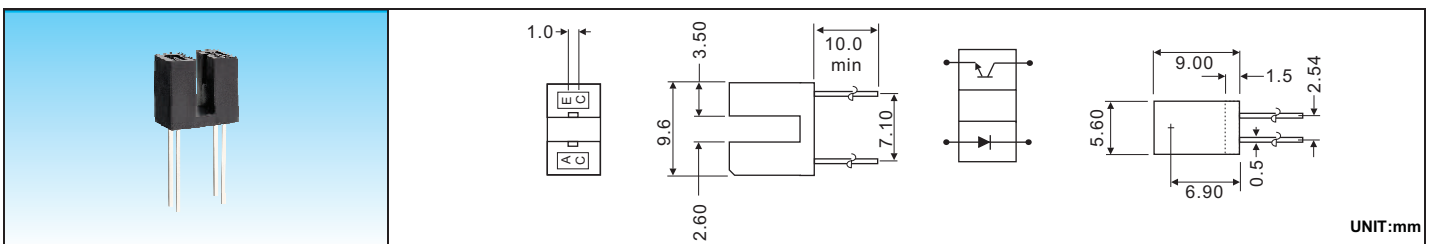
Photo Interrupter

Ta=25°C

Device No	Feature	Electro-optical Characteristics						
		Ic Min	IF	VCE	ICEOMax	Tr Typ	Tf Typ	VCE(sat)Max
		mA	mA	V	uA	us	us	V



HINT-2050	gap=2.0mm	0.5	20	5	0.5	10	10	0.4
-----------	-----------	-----	----	---	-----	----	----	-----



HINT-2600	gap=2.6mm	1.0	10	5	0.1	20	20	0.4
-----------	-----------	-----	----	---	-----	----	----	-----